

Customer: Goodekind
Address: 5535 MCCOMMAS BLVD
DALLAS, TX 75206

Sample ID: Peach Pie
Matrix: Edible
Labnumber: 22B0034-03

Total mass or volume per unit (g or mL): 5.1834

Cannabinoid Profile

Test Conditions: 16°C
Extraction Technician: SH
Analytical Chemist: SH


Extraction Date(s)	Analysis Date(s)
2/7/2022	2/8/2022

Cannabinoids (HPLC)	Results			
	LOD (mg/g)	%	mg/g	mg/Gummy
Cannabidivarin (CBDV)	<0.050			
Cannabidiolic Acid (CBD-A)	<0.50			
Cannabigerolic Acid (CBG-A)	<0.050			
Cannabigerol (CBG)	<0.050			
Cannabidiol (CBD)	<0.050			
Tetrahydrocannabivarin (THCV)	<0.050			
Cannabinol (CBN)	<0.050			
Cannabichromene (CBC)	<0.050			
delta 9-Tetrahydrocannabinol (THC)	<0.10			
delta-9-Tetrahydrocannabinolic Acid (THC-A)	<0.10			
delta 8-Tetrahydrocannabinol		0.34	3.39	17.6
(6aR,9S)-delta-10-THC	<0.10			
(6aR,9R)-delta-10-THC	<0.10			
Cannabinoids Total	%		mg/g	
Max Active THC (delta-9-tetrahydrocannabinol)	<0.01		<0.10	
Max Active CBD	0.00		0.00	
T.Active Cannabinoids	0.00		0.00	
Total Cannabinoids	0.34		3.39	

Following USDA guidelines on uncertainty, Altitude Consulting's uncertainty is calculated to be +/- 2% for all cannabinoids using a coverage factor of 2 (95% confidence interval). Measurement uncertainty has not been factored into reported values.

Blank results indicate the compound was below the limit of detection.

Cannabinoid (mg/g)




(6aR,9R)-delta-10-THC	(6aR,9S)-delta-10-THC	Cannabichromene (CBC)	Cannabidiol (CBD)	Cannabidiolic Acid (CBD-A)	Cannabidivarin (CBDV)
Cannabigerol (CBG)	Cannabigerolic Acid (CBG-A)	Cannabinol (CBN)	delta 8-Tetrahydrocannabinol	delta 9-Tetrahydrocannabinol (THC)	delta-9-Tetrahydrocannabinolic Acid (THC-A)
Tetrahydrocannabivarin (THCV)					

Gary Brook - Laboratory Director - 2/8/2022

Reporting Limits will vary based on sample extraction weight used for the analysis.

The results of this report are based solely on the sample submitted and cannot be reproduced. Decision Rule: Measurement uncertainty is not accounted for in the reported values. Results are based solely on calculated numbers. Altitude Consulting makes no Statements of conformity. Pesticide, metal, and microbial analyses are subcontracted to ISO 17025 laboratories.



Customer: Goodekind
Address: 5535 MCCOMMAS BVLD
DALLAS, TX 75206
Sample ID: Watermelon Thump
Matrix: Edible
Labnumber: 22B0034-01 Total mass or volume per unit (g or mL): 5.2665

Residual Solvents Profile

Test Conditions: 16°C
Extraction Technician: SH
Analytical Chemist: CB

Extraction Date(s)	Analysis Date(s)
2/7/2022	2/7/2022

Residual Solvents (GC/MS)	Results
	ug/g
Propane	<17.1
Isobutane	<17.1
Methanol	<17.1
Butane	<17.1
Isopropanol	<17.1
Ethanol	<17.1
2-Methyl Butane	<17.1
Acetonitrile	<17.1
Acetone	<17.1
n-Pentane	<17.1
n-Hexane	<8.54
Tetrahydrofuran	<17.1
Benzene	<0.171
n-Heptane	<17.1
Toluene	<17.1
Ethylbenzene	<17.1
m+p Xylene	<17.1
o-Xylene	<17.1

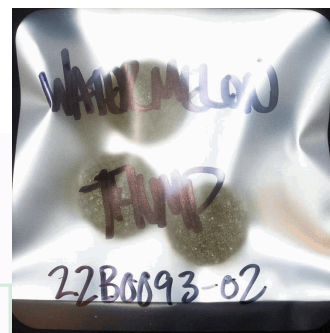


Gary Brook - Laboratory Director - 2/8/2022

Reporting Limits will vary based on sample extraction weight used for the analysis.

The results of this report are based solely on the sample submitted and cannot be reproduced. Decision Rule: Measurement uncertainty is not accounted for in the reported values.

Results are based solely on calculated numbers. Altitude Consulting makes no Statements of conformity. Pesticide, metal, and microbial analyses are subcontracted to ISO 17025 laboratories.



Customer: Goodekind
Address: 5535 MCCOMMAS BLVD
DALLAS, TX 75206
Sample ID: Watermelon Thump
Matrix: Edible
Labnumber: 22B0093-02

Pesticide Profile

Test Conditions: DVT-EQP-143°C

Extraction Technician: NJK

Analytical Chemist: ZEN

Extraction Date(s)	Analysis Date(s)
2/23/2022	3/3/2022

Pesticides (LC/MS/MS)	Results	LOD	Pesticides (LC/MS/MS)	Results	LOD
	ppm	ppm		ppm	ppm
Acephate		0.192	Acequinocyl		0.961
Acetamiprid		0.096	Aldicarb		0.192
Azoxystrobin		0.096	Bifenthrin		0.096
Boscalid		0.192	Carbaryl		0.096
Carbofuran		0.096	Chlorpyrifos		0.096
Diazinon		0.096	Dimethoate		0.096
Ethoprophos		0.096	Etofenprox		0.192
Etoxazole		0.096	Fenoxycarb		0.096
Fenpyroximate E		0.192	Fonicamid		0.481
Fludioxonil		0.192	Hexythiazox		0.481
Imazalil		0.096	Imidacloprid		0.192
Kresoxim-methyl		0.192	Malathion		0.096
Metalaxyl		0.096	Methiocarb		0.096
Methomyl		0.192	Myclobutanil		0.096
Naled		0.240	Oxamyl		0.481
Piperonyl butoxide		0.961	Propiconazole		0.192
Propoxure		0.096	Spiromesifen		0.096
Spirotetramat		0.096	Spiroxamine		0.192
Tebuconazole		0.192	Thiacloprid		0.096
Thiamethoxam		0.096	Trifloxystrobin		0.096
Abamectin		0.240	Bifenazate		0.096
Chlorantraniliprole		0.096	Clofentezine		0.096
Cyfluthrin		0.961	Cypermethrin		0.481
Daminozide		0.481	DDVP (Dichlorvos)		0.048
Fipronil		0.192	Paclobutrazol		0.192
Permethrins		0.096	Phosmet		0.096
Prallethrin		0.096	Pyrethrins		0.481
Pyridaben		0.096	Spinosad		0.096
Chlorfenapyr		0.961			

Blank results indicate the compound was below the limit of detection.




Gary Brook - Laboratory Director - 3/15/2022

Reporting Limits will vary based on sample extraction weight used for the analysis.

The results of this report are based solely on the sample submitted and cannot be reproduced. Decision Rule: Measurement uncertainty is not accounted for in the reported values.

Results are based solely on calculated numbers. Altitude Consulting makes no Statements of conformity. Pesticide, metal, and microbial analyses are subcontracted to ISO 17025 laboratories.



Customer: Goodekind
Address: 5535 MCCOMMAS BVLD
DALLAS, TX 75206
Sample ID: Watermelon Thump
Matrix: Edible
Labnumber: 22B0093-02

Metals Profile

Test Conditions: DVT-EQP-145°C
Extraction Technician: BRP
Analytical Chemist: LEH

Extraction Date(s)	Analysis Date(s)
3/1/2022	3/3/2022

Metals (ICP/MS)	Method Code	Results	Units
Arsenic	ICPMS	<0.100	ppm
Cadmium	ICPMS	<0.100	ppm
Lead	ICPMS	<0.100	ppm
Mercury	ICPMS	<0.010	ppm


Limits for metals vary greatly depending on usage of the sample. Altitude Consulting recommends researching federal and state regulatory limits.

Gary Brook - Laboratory Director - 3/15/2022

Reporting Limits will vary based on sample extraction weight used for the analysis.

The results of this report are based solely on the sample submitted and cannot be reproduced. Decision Rule: Measurement uncertainty is not accounted for in the reported values.

Results are based solely on calculated numbers. Altitude Consulting makes no Statements of conformity. **Pesticide, metal, and microbial analyses are subcontracted to ISO 17025 laboratories.**



Customer: Goodekind
Address: 5535 MCCOMMAS BVLD
DALLAS, TX 75206
Sample ID: Watermelon Thump
Matrix: Edible
Labnumber: 22B0093-02

Microbial Profile

Test Conditions: °C

Extraction Technician: TCJ

Analytical Chemist: MLC

Extraction
Date(s)

Analysis
Date(s)

2/21/2022

3/1/2022

Microbials	Method Code	Results	Units
Salmonella	PCR	Absent	per gram
Total Coliform	PetriFilms	<10.0	cfu/g
Aspergillus	PCR	Absent	per gram
E. coli	PetriFilms	<10.0	cfu/g
Yeast	PetriFilms	<10.0	cfu/g
Mold	PetriFilms	<10.0	cfu/g

Limits for microbials vary greatly depending on usage of the sample. Altitude Consulting recommends researching federal and state regulatory limits.

Gary Brook - Laboratory Director - 3/15/2022

Reporting Limits will vary based on sample extraction weight used for the analysis.

The results of this report are based solely on the sample submitted and cannot be reproduced. Decision Rule: Measurement uncertainty is not accounted for in the reported values.

Results are based solely on calculated numbers. Altitude Consulting makes no Statements of conformity. **Pesticide, metal, and microbial analyses are subcontracted to ISO**

17025 laboratories.